

Endorsed
by Leading
Ophthalmic
Surgeons

DRYEYE
ZONE

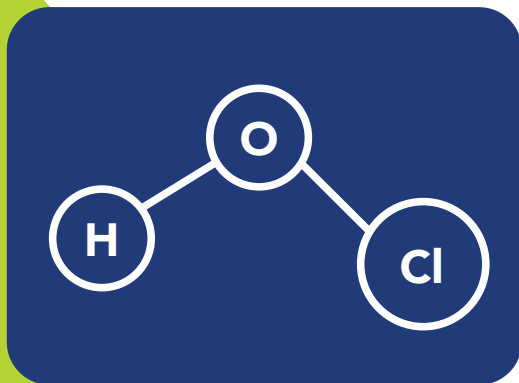


PURIF
eyes

Harnessing nature's antimicrobial power
to bring a new level in patient care

Periocular hygiene is growing in importance

- Eyelid disorders are amongst the most frequently encountered pathologies in routine clinical ophthalmological practice¹
- Lid hygiene is widely considered an effective mainstream therapy for MGD and blepharitis²
- **Purifeyes** antimicrobial spray action has been developed to enhance patient hygiene and protection



60%

of CL wearers
experience eyelid
margin inflammation⁵

Proprietary science

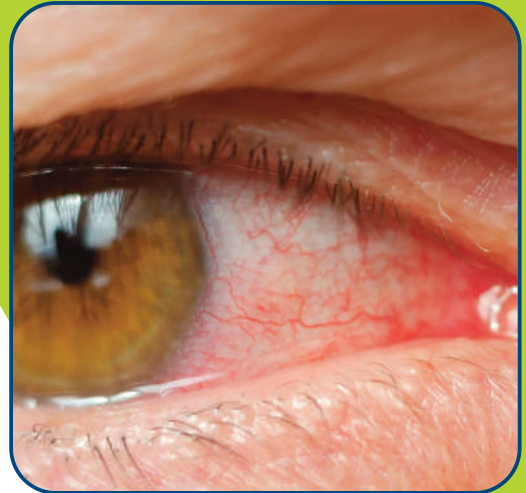
- **Purifeyes** harnesses the power of one of the most natural and effective known biocides - hypochlorous³
- **Purifeyes** solution uses an advanced proprietary ultra-pure hypochlorous
- Provides broad spectrum activity against bacteria, fungi and viruses^{4,5}
- Expertly formulated to be biocompatible with the delicate periocular skin⁵

Hypochlorous reduces eyelid inflammation

- Good lid-hygiene reduces the microbial overgrowth and inflammation
- Eyelid inflammation is a common condition seen in dry-eye, glaucoma patients, contact lens wearer and long-term screen users^{6,7,8}

Aids patient compliance

- Can be **sprayed directly** on the closed eyelid and surrounding area – no cotton wool or cloth required
- Formulated to be pH balanced (7.0-7.3) and alcohol-free to help protect from the risk of stinging



Ideal for long-term use in practice and at home

- Ideal for long-term use due to gentle formulation and lack of antimicrobial resistance build-up⁴
- Recommended for in-practice use pre and post-procedure and during aftercare
- Recommended for patient daily hygiene and long term use

85%

of long-term
screen users
experience
eyelid margin
inflammation⁷

A versatile hygiene product for the protection of you and your patients periocular health

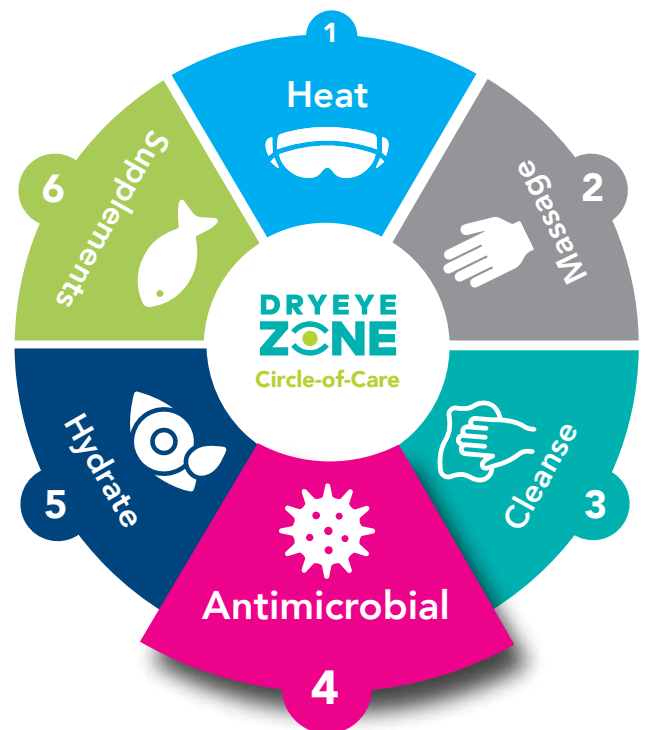
Consider recommending Purifeyes antimicrobial spray where patients are:

- Contact lens wearers
- Long-term screen users
- Affected by skin conditions such as rosacea or eczema
- Make-up wearing, especially eye-lash enhancement
- During routine eye examinations

Exceeds safety standards

- Purifeyes antimicrobial spray surpasses the requirements of EN1040, EN1276, and EN14476

Antibacterial	✓
Antiviral	✓
Antifungal	✓
pH balanced	✓
Alcohol free	✓
Non-cytotoxic	✓
Long-term use	✓
Contact lens friendly	✓



positive-impact

For more information visit www.positiveimpact.co.uk, email info@positiveimpact.co.uk or call 08446 696907

References

1. Benitez-del-Castillo. Clinical Ophthalmology. How to promote and preserve eyelid health. 24 October 2012.
2. Geerling G, Tauber J, Baudouin C, Goto E, Matsumoto Y, O'Brien T, et al. The international workshop on meibomian gland dysfunction: report of the subcommittee on management and treatment of meibomian gland dysfunction. Invest Ophthalmol Vis Sci 2011;52(4):2050e64.
3. Block MS, Rowan BG. Hypochlorous Acid: A Review. J Oral Maxillofac Surg. 2020;78(9):1461-1466. doi:10.1016/j.joms.2020.06.029
4. Stroman DW, Keri Mintun K, Epstein AB, et al. Reduction in bacterial load using hypochlorous acid hygiene solution on ocular skin. Clin Ophthalmol 11:707,2017. Doi:10.2147/OPHTH.S132851.
5. Gold MH, Andriessen A, Bhatia AC, et al. Topical stabilized hypochlorous acid: The future gold standard for wound care and scar management in dermatologic and plastic surgery procedures. J Cosmet Dermatol. 2020 Feb;19(2):270-277.
6. Machalinska A, Zakrzawska A, Adamek B, et al. Comparison of morphological and functional Meibomian gland characteristics between daily contact lens wearers and non-wearers. Cornea. 2015;34(9):1098-104.
7. Wu H. The severity of the dry eye conditions in visual display terminal workers. PLoS One. 2014;9(8):e105575.
8. Mocan MC, Uzunosmanoglu E, Kocabeyoglu S, et al. The association of chronic topical prostaglandin analog use with Meibomian gland dysfunction. J Glaucoma. 2016;25(9):770-4